Vitassay

identifying pathogens worldwide

GENERAL CATALOGUE

What is Vitassay?

Vitassay Healthcare, S.L.U. develops and distributes reliable and certified solutions for the early detection of different pathogens which cause infectious diseases in humans.

Our greatest asset is to offer a complete service for every customer to exceed their expectations and provide sustainable value. We use all our technical and human resources to provide comprehensive advice across the international market, always under strict quality control and care in all our processes.

Vitassay diagnostic products are the result of the joint effort in research and continuous improvement with experience of our R&D and innovation.

Our challenge: to continue developing new accurate, reliable and friendly products with the environment, to facilitate and improve people's quality of life.

Products for diagnosis

p. 4

Rapid Test

Fecal · Tumor markers · Urine · Respiratory

(All Vitassay Rapid Test with Positive and Negative Control available on demand)

p. 10

Real-Time PCR Kits

Tropical diseases · Respiratory · Fecal · Sexual diseases · Antimicrobial resistance · Immunocompromised

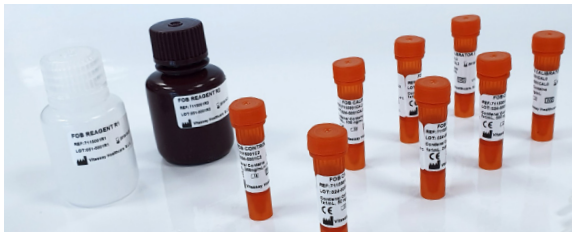

p. 15

Turbidimetry Kits

FOB · Calprotectin · Transferrin · Elastase · H. pylori · CRP & High sens CRP

p. 21

CLIA Kits

H. pylori · Campylobacter · Calprotectin · Adenovirus · SARS-CoV-2

Rapid Test

Technology that provides reliability, speed and precision in small dimensions.

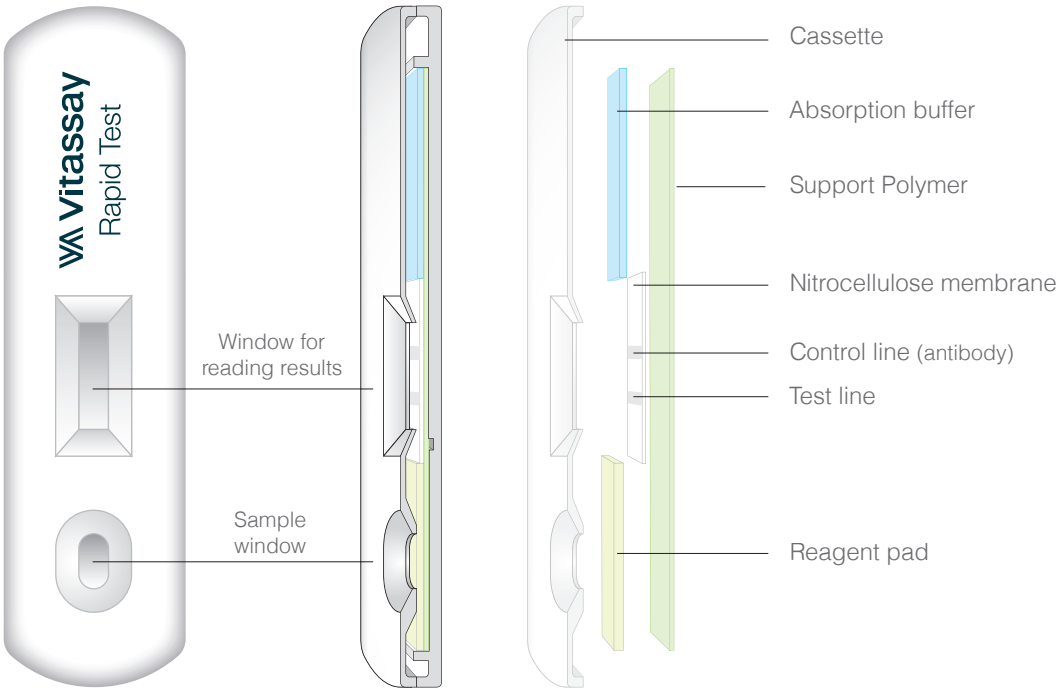

Vitassay Healthcare, S.L.U. offers products intended and designed to facilitate the work of health personnel. Devices for professional use that are helpful in the diagnosis of a variety of diseases.

The high sensitivity and specificity attached to its ease of use and speed (only two minutes to prepare the sample and 10 minutes to get the result) make our Rapid Test an indispensable product.

A wide range of specific and combined Test: 1, 2, 3, 4 or 5 different strips on one device.

Fecal. References

■ Bacteria	Single Card	7355020	x 25 uds	H. pylori
		7355026	x 25 uds	E. coli
		7355028	x 25 uds	Campylobacter
		7355029	x 25 uds	Salmonella
		7355022	x 25 uds	Clostridium difficile antigen GDH
		7355030	x 25 uds	Salmonella typhi
	Double Card	7455021	x 25 uds	H. pylori + Transferrin
		7455023	x 25 uds	Clostridium difficile Toxin A + B
		7455027	x 25 uds	EHEC VT1 + VT2
		7455031	x 25 uds	Salmonella typhi + paratyphi
		7455032	x 25 uds	Yersinia enterocolitica 0:3 + 0:9
	Multitest	7715024	x 10 uds	Clostridium difficile GDH + Toxin A + B (3 in 1)
■ Parasites	Single Card	7355033	x 25 uds	Crypto
		7355034	x 25 uds	Giardia
		7355036	x 25 uds	Entamoeba
	Double Card	7455035	x 25 uds	Crypto + Giardia
	Multitest	7715037	x 10 uds	Crypto + Giardia + Entamoeba (3 in 1)
■ Virus	Single Card	7355009	x 25 uds	Adenovirus
		7355008	x 25 uds	Rotavirus
		7355011	x 25 uds	Astrovirus
		7355013	x 25 uds	Norovirus
		7355018	x 25 uds	Enterovirus
	Double Card	7455010	x 25 uds	Rotavirus + Adenovirus
		7455014	x 25 uds	Norovirus GI + GII
		7455015	x 25 uds	Rotavirus + Norovirus
	Multitest	7715012	x 10 uds	Rotavirus + Adenovirus + Astrovirus (3 in 1)
		7715016	x 10 uds	Rotavirus + Adenovirus + Norovirus (3 in 1)
		7715017	x 10 uds	Rota + Adeno + Astro + Noro (4 in 1)
		7715050	x 10 uds	Rota + Adeno + Astro + Noro + Entero (5 in 1)

Fecal. Process

Single/Double card process

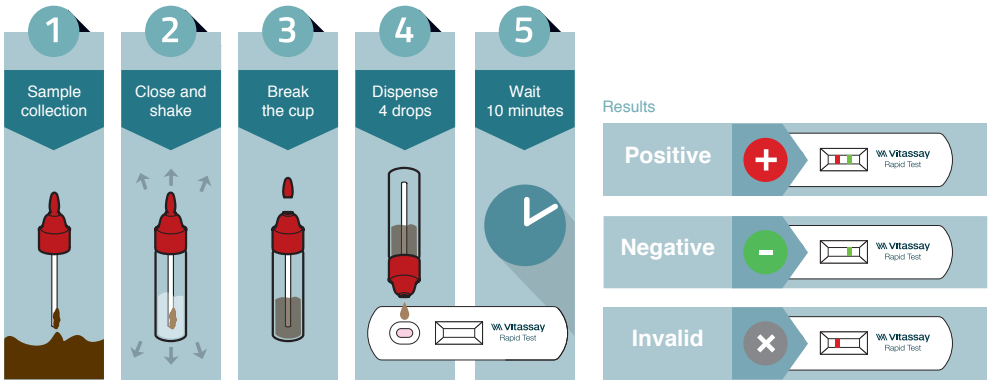

The presence of the green line in the control zone (C) indicates that sufficient volume is added; proper flow is obtained and serves as an internal control for the reagents.

Three/Four in one process

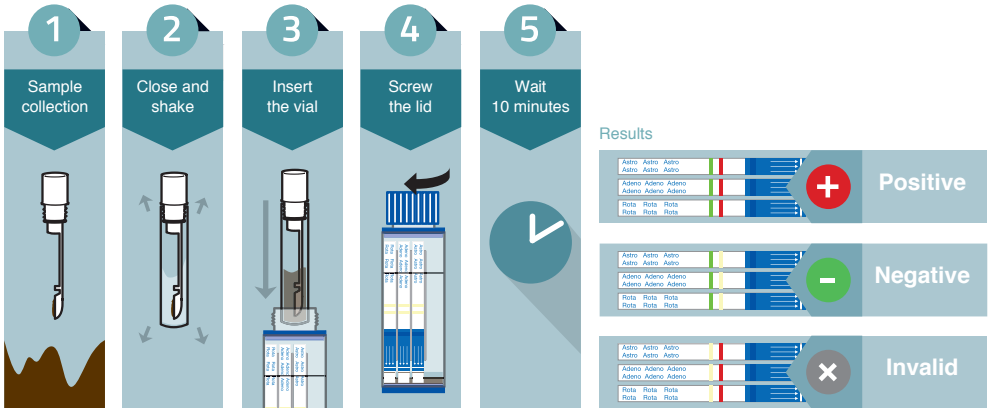

The intensity of the red-coloured test line in the result line region (T) will vary depending on the concentration of antigens in the specimen.

Tumor markers. References

Single Card	7355001	x 25 uds	FOB
	7355004	x 25 uds	Calprotectin
	7355046	x 25 uds	Lactoferrin
Double Card	7455002	x 25 uds	FOB 50 + 200
	7455003	x 25 uds	FOB + Transferrin
	7455005	x 25 uds	Calprotectin 50 + 200
	7455006	x 25 uds	Calprotectin + Lactoferrin

Tumor markers. Process

Single/Double card process

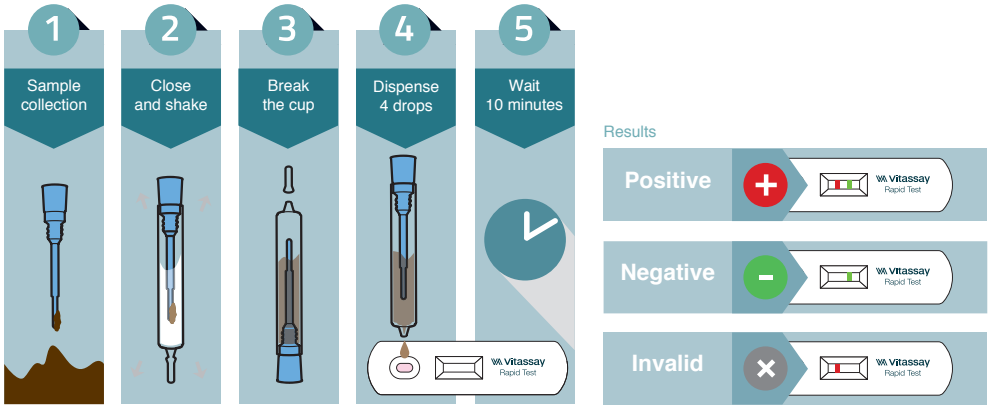

You know...

...colorectal cancer is one of the most prevalent cancers worldwide and the lifetime risk is almost 6%.

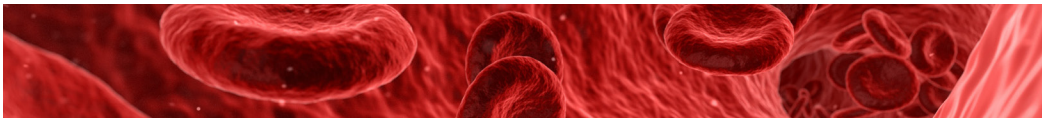

Urine. References

Single Card	7355047	x 25 uds	Strep. pneumoniae
	7355044	x 25 uds	Legionella
Double Card	7455049	x 25 uds	Strep. pneumoniae + Legionella

Urine. Process

Single/Double card process

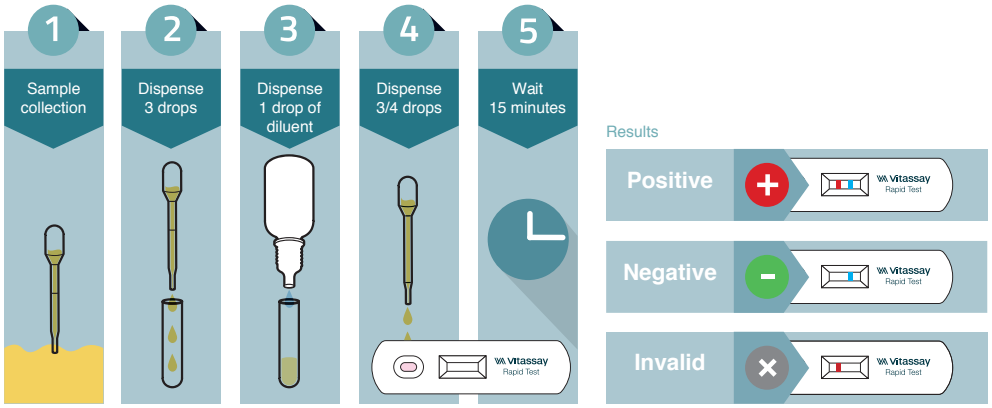

You know...

...urine specimens should be collected in standard containers.
The samples can be stored at room temperature (15-30ºC/59/86ºF)
if assayed within 24 hours of collection.
Alternatively, specimens may be stored at 2-8ºC (35.6-46.4ºF)
for up to 14 days or at 10ºC to -20ºC (14ºF to -4ºF)
for longer periods before testing.

Respiratory. References

Single Card	7355038	x 25 uds	Strep A
	7355039	x 25 uds	RSV
	7355040	x 25 uds	Adenovirus Resp.
	7355052	x 25 uds	SARS-CoV-2
Double Card	7455041	x 25 uds	RSV + Adenovirus Resp.
	7455042	x 25 uds	Influenza A + B
Multitest	7715043	x 10 uds	Influenza A + B + RSV + Adenovirus (4 in 1)
	7715053	x 10 uds	SARS-CoV-2 + Influenza A + B + RSV + Adenovirus (5 in 1)

Respiratory. Process

Single/Double card process

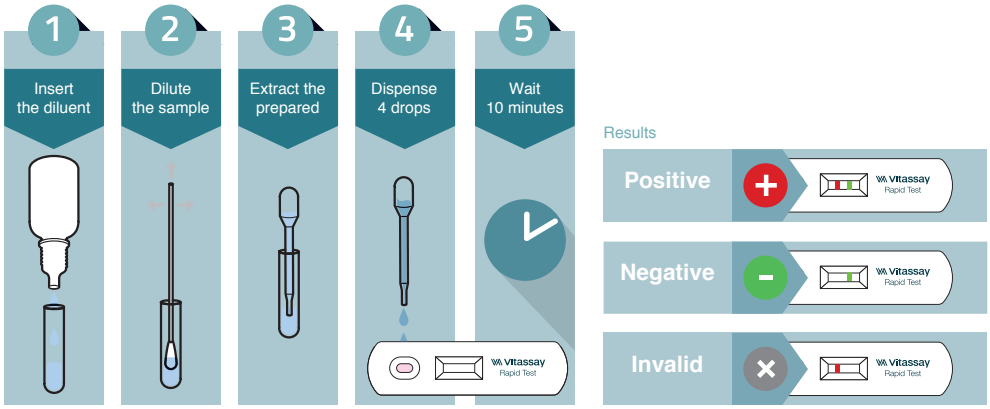

Three/Four in one process

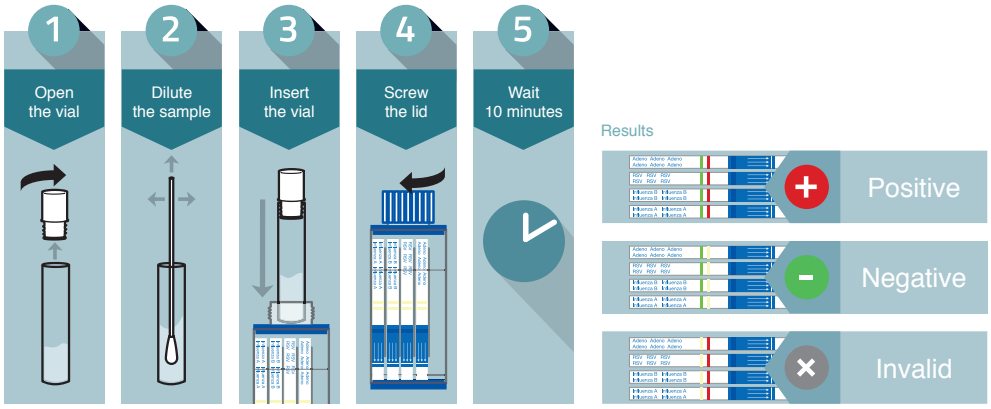

Real-Time PCR Kits

Vitassay qPCR Kits are ready-to-use Real-Time PCR assays designed to amplify and detect pathogen specific DNA or RNA.

Vitassay qPCR Kits contain in each well enzymes, buffer, primers and probes as well as an internal control in a lyophilized format. The kits include a positive and a negative control.

Identification of pathogen DNA or RNA occurs by the use of target/specific primers and fluorescent/labelled hydrolysis probes which hybridize conserved regions in the genomes of the different pathogens.

PROCESS

1.
Resuspend

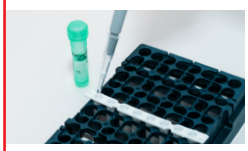

2.
Add the sample

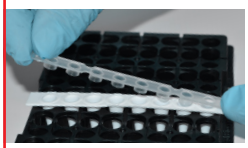

3.
Fit the cover

4.
Place in the thermal cycler

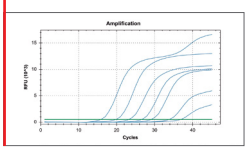

Interpret results (*)

FEATURES

- Ready to use lyophilised premix for PCR or RT-PCR
- Compatible with the majority of real-time PCR detection systems
- One protocol for all kits
- Transport and storage at room temperature
- Shelf-Life: 24 months
- Validated according to **ISO13485** and **CE marked**

(*) Positive result.

>>

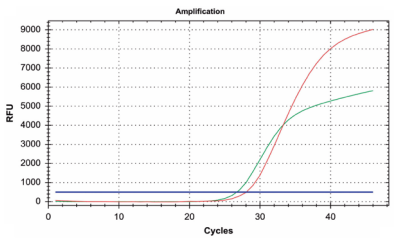

(*) Negative result.

>>

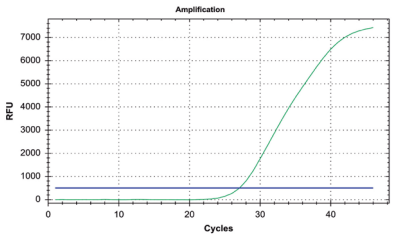

Vitassay Microorganism-NA Isolation Kit

Optimised for nucleic acid Isolation using magnetic beads. Ref. 7071001

Designed to obtain purified RNA or DNA from multiple biological matrices and different sampling methods:

- **Respiratory:** Swabs, sputum and saliva.
- **Genital tract:** Urine and swabs.
- **Gastrointestinal tract:** Stool.

Developed to be used in automated systems based on magnetic-particle technology, allowing a fast and efficient result. Thought to ease the samples handling and to speed up the diagnosis of infectious diseases.

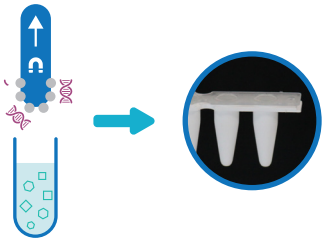

> “Meant to be used in Open Platforms for high-throughput nucleic acid extraction using a magnetic bead-based protocol…

Vitassay qPCR Colour Compensation

Vitassay qPCR Colour Compensation is intended for use as a calibrator method to compensate the bleed-over fluorescence (crosstalk phenomenon) to guarantee a proper interpretation of multiplex assays results.

Multiplex Real Time PCR assays allow the simultaneously amplification and detection of two or more different targets in each PCR reaction, saving time and sample volume in comparison to monoplex assays. As a consequence, the emission spectra of the different dyes can overlap and cause the “crosstalk” effect. In this phenomenon the fluorescence signals from a dye are collected in adjacent channels, leading to false positive results. Vitassay qPCR Colour Compensation is a ready-to-use test which contains in each well all the necessary components for running eight different replicate singleplex Real Time PCR reactions.

Reference:	7051044	Vitassay qPCR Colour Compensation 5 x 8-well strip, low profile

qPCR. References

All references including 32 (4x8) reactions per kit.

■ Respiratory	Bacteria	7041020	*Bordetella pertussis + B. parapertussis + B. holmesii*
		7041019	*L. pneumophila*
		7041048	MTBC / NTM (*M. tuberculosis*)
		7041049	Primary Atypical Pneumonia (*C. pneumoniae, M. neumoniae & L. pneumophila*)
		7041065	HSM NEW! (*H. influenzae, S. pneumoniae, M. catarrhalis*)
		7041071	MTB complex NEW!
	Virus	7041021	Flu A + Flu B
		7041027	Flu A + Flu B + RSV
		7041022	RSV A + RSV B
		7041031	Type I / Flu
		7041032	Type II / Flu
		7041033	Panel I / Respiratory viruses
		7041023	Bocavirus
		7041024	Metapneumovirus
		7041028	AMB (Adenovirus, Metapneumovirus and Bocavirus)
		7041025	Parainfluenza 1/3 + 2/4
		7041039	MERS-CoV
		7041040	HCoV (Coronavirus 229E, NL63, OC43 and HKU1)
		7091046	SARS-CoV-2 (1)
		7091052	FLU + RSV + SARS-CoV-2 N1/N2 (2)
		7091054	SARS-CoV-2 + Flu A + Flu B (2)
		7091055	SARS-CoV-2 + UK Variant (2)
		7091056	SARS-CoV-2 Variants · *S* gene (2) (E484K, K417N, K417T and N501Y)
		7091058	SARS-CoV-2 Variants II · *S* gene (P681R, L452R and E484Q) (2)
		7091061	SARS-CoV-2 Variants III · *S* gene (Q954H) and *ORF1ab* gene (A2710T) (2)
		7091060	SARS-CoV-2 (*ORF1ab*, *E* & *N*) (2)
		7041041	Rhinovirus & Enterovirus
	Fungi	7041026	*Pneumocystis jirovecii (q)*
		7041076	Aspergillosis (*A. fumigatus, A. flavus* and *A. terreus*) NEW!

(1): Available 32, 64 or 96 reactions per kit (2): Available 32 or 96 reactions per kit (q): Quantitative

■ Vector-Borne & Tropical diseases		7041005	Zika + Dengue + Chikungunya
		7041006	Dengue 1+2+3+4
		7041001	Chikungunya
		7041002	Dengue
		7041003	Zika
		7041004	West Nile Virus
		7041038	Japanese Encephalitis
		7041050	Malaria 5 (*P. falciparum, P. vivax, P. ovale, P. malariae, P. knowlesi*)
		7041053	MAYV (Mayaro virus)
		7041062	Tick Borne Disease NEW! (*Borrelia, Coxiella, Anaplasma, Babesia, Rickettsia, Ehrlichia* and TBEV)
■ Fecal	Bacteria	7041010	*Campylobacter + Salmonella + Shigella/EIEC*
		7041011	*Campylobacter + Salmonella + Yersinia enterocolitica*
		7041007	*H. pylori*
		7041008	*Clostridium difficile*
		7041009	*Clostridium difficile* toxins A/B
		7041042	*Clostridium difficile* toxins A+B
		7041064	E. coli pathotypes NEW!
		7041059	EHEC, EPEC & EIEC
		7041079	Enterococcus faecium + faecalis NEW!
	Parasites	7041012	*Cryptosporidium + Entamoeba histolytica + Giardia*
		7041029	*Dientamoeba fragilis*
		7041030	*Blastocystis hominis + Dientamoeba fragilis*
	Virus	7041013	Adenovirus
		7041014	Astrovirus
		7041015	Norovirus GI
		7041016	Norovirus GII
		7041017	Rotavirus
		7041018	Sapovirus
		7041070	Noro (I&II) NEW!

New!

7041080	MonkeyPox

At Vitassay we know the importance of a quick response to a Public Health Emergency

qPCR. References

All references including 32 (4x8) reactions per kit.

■ Sexual diseases	7041035	Sexually Transmitted Infections (*Neisseria gonorrhoeae, Chlamydia trachomatis, Mycoplasma genitalium, Trichomonas vaginalis, Ureaplasma urealyticum, Ureaplasma parvum* and/or *Mycoplasma hominis*)
	7041036	Genital ulcer (Herpes virus 1, Herpes virus 2, *Treponema pallidum*)
	7041037	HPV (16+18)
	7041051	Vaginosis (*C. albicans, G. vaginalis* and/or *T. vaginalis*)
	7041063	High-Risk HPVs NEW!
■ Antimicrobial resistance	7041043	Vancomycin Resistance
	7041057	Carbapenemase-generating Enterobacteriaceae
	7041034	*H. pylori* ClariRes
	7041066	MRSA NEW!
	7041068	NG CiproRes NEW!
	7041069	β-lactamases + Colistin resistance NEW!
■ Transplant & Meningitis Immunocompromised	7041045	Viral Meningitis (HSV-1, HSV-2 & VZV)
	7041047	BK & JC Virus
	7041067	Human Herpes Virus NEW! (HHV 6,7 & 8)
	7041072	BK (q) NEW!
	7041075	Entero + Parecho + Parotitis NEW!
	7041073	Gram-negative Nosocomial Agents I NEW! *(E. coli, A. baumannii & Enterobacter spp)*
	7041074	Gram-negative Nosocomial Agents II NEW! *(K.pneumoniae P.aeruginosa, & P. mirabilis)*
	7041078	Toxoplasmosis NEW!

(q): Quantitative

FOB Turbidimetry Kit

For quantitative measurement of haemoglobin in human faeces (Fecal Occult Blood) using automated immunochemical analyzers.

Colorectal cancer is the second leading cause of illness and death in Western world. Screening of faecal occult blood is a well-known and worldwide stablished biomarker for the early detection of adenomatouse polyps and colorrectal cancer.

Haemoglobin is the iron-containing oxygen-transport protein in the red blood cells of all vertebrates that may be leaked into gastrointestinal tract and then discharged with the faeces in gastrointestinal bleeding diseases. When gastrointestinal blood is lost, the stool will contain a combination of intact or nearly intact haemoglobin, intact heme and heme-derived porphyrins in quantities that depend on the site and amount of bleeding and the transit time through the gut.

FOB Turbidimetry tests detect intact or nearly intact human haemoglobin, being a very specific technique for detecting loss of blood from the lower intestine.

FOB Turbidimetry Kit. Specifications

Sensitivity (%)	96 [1]
Specificity (%)	> 99 [1]
Cut-off value (in dilution)	50 ng/mL
Cut-off value (in faeces)	5 µg/g
Main interferences	None

(Cut-off value can be modified according to laboratory needs.)

[1] Results obtained against a similar reference product in the market

References

7115001	FOB Turbidimetry Kit
7115001-100V	FOB vial x 100pc

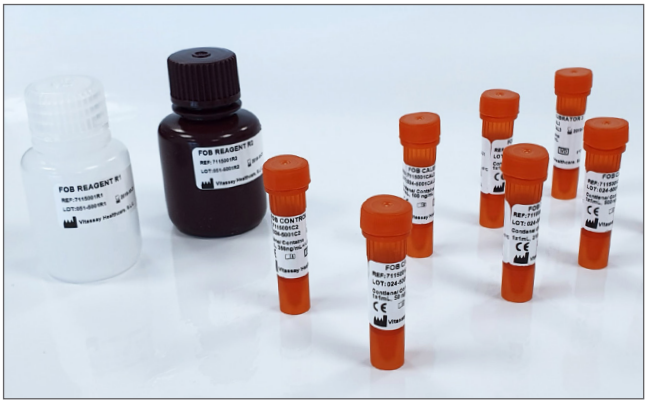

You know...

...turbidimetry reagents are stable until the expiration date printed on the sealed pouch if the products have been preserved refrigerated at the proper temperature (2-8ºC) until use.

Calprotectin Turbidimetry Kit

For quantitative measurement of calprotectin in human faeces using automated immunochemical analyzers.

Calprotectin is a 36KDa neutrophil cytosolic protein with antimicrobial properties. Increased concentration of this protein in stool samples is tightly associated to bowel inflammation. This protein remains stable in faeces for up to 7 days at room temperature, making it an ideal disease marker.

VITASSAY Calprotectin Turbidimetric assay allows the quantitative determination providing sensitive, accurate and reproducible measures of human calprotectin (hCp) in faecal specimens. Test results are obtained in a very short time.

This assay is based on antigen-antibody agglutination reactions between the antigen present in the samples and antibodies coating polystyrene latex particles. This agglutination is measured as an increment of the absorbance, which is proportional to the quantity of the antigen in the samples.

Calprotectin Turbidimetry Kit. Specifications

Sensitivity (%)	94 (1)
Specificity (%)	> 99 (1)
Cut-off value (in dilution)	500 ng/mL
Cut-off value (in faeces)	50 µg/g
Main interferences	None

(Cut-off value can be modified according to laboratory needs.)

(1) Results obtained against a similar reference product in the market

References

7115002	Calprotectin Turbidimetry Kit
7115001-100V	Calprotectin vial x 100pc

You know...

... some studies established equal or higher 50µg/g faeces are not considerer indicative of intestinal inflammation. Values between 50-200µg/g can be representative of diseases related to intestinal inflammation. Patients who are in this range should be reevaluated and may be susceptible to invasive clinical analysis.

Transferrin Turbidimetry Kit

Simple, non-invasive and highly sensitive assay for quantitative detection of transferrin in human stool samples.

Transferrin is an iron-transporting protein that is synthesised mainly in the liver and is present at a concentration of 2.0-3.0g/L in normal serum.

The blood concentration of Transferrin is lower than haemoglobin, but **Transferrin is highly stable and it is considered to be a more sensitive indicator of gastrointestinal bleeding than haemoglobin**, even when the bleeding takes place in the upper part of the gastrointestinal tract and the antigen undergoes a intenstinal retention time for long.

Transferrin Turbidimetry Kit.
Specifications

Sensitivity (%)	95 (1)
Specificity (%)	> 99 (1)
Cut-off value (in dilution)	10 ng/mL
Cut-off value (in faeces)	1 µg/g
Main interferences	None

(Cut-off value can be modified according to laboratory needs.)

(1) *Results obtained against a similar reference product in the market*

Sample preparation:

References

7115004	Transferrin Turbidimetry Kit
7115001-100V	Transferrin vial x 100pc

You know...

...all Vitassay Turbidimetry kits use the same vial, which can be loaded directly into the analyzer.

Elastase Turbidimetry Kit

It is a fast, effective and reliable test to accurately quantify the amount of pancreatic elastase in stool samples.

Human Pancreatic Elastase (E1) is measured to monitor pancreatic exocrine functioning, revealing a pancreatic exocrine insufficiency when this marker shows reduced levels. The stability of this marker in the gastrointestinal tract makes it a perfect target to track diseases associated to pancreatic exocrine disruption.

Elastase Turbidimetry Kit is a non-invasive method based on monoclonal antibodies-antigen specific recognition.

PROCESS

Specimen preparation

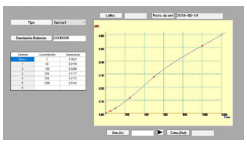

Calibration curve

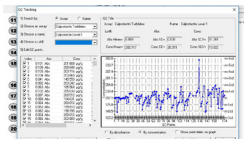

Quality control

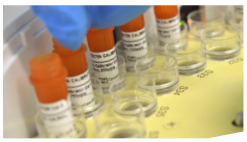

Analytical procedure

Interpretation of results

Elastase Turbidimetry Kit.
Specifications

Sensitivity (%)	95 (1)
Specificity (%)	> 99 (1)
Cut-off value (in dilution)	2 µg/mL
Cut-off value (in faeces)	200 µg/g
Main interferences	None

(Cut-off value can be modified according to laboratory needs.)

(1) Results obtained against a similar reference product in the market

References

7115005	Elastase Turbidimetry Kit
7115001-100V	Elastase vial x 100pc

You know...

...values in the range between 100-200 *µ*g/g should be considered as mild to moderate pancreatic insufficiency, and they should be reviewed by the specialist.

H. pylori Turbidimetry Kit

Assay for the quantitative detection of *Helicobacter pylori* in human stool samples that helps in the search for gastrointestinal problems.

Helicobacter pylori is a spiral gram-negative, microaerobic human pathogen. *H. pylori* infection is strongly related with many gastroduodenal diseases, atrophic gastritis, mucosa associated lymphoid tissue (MALT) lymphoma and nocardia gastric cancer.

H. pylori colonizes appoximately 50% of world's population, but the prevalence of *H. pylori* is much higher in developing countries. Risk factors for *H. pylori* infection vary widely by geographic area, age, race and socioeconomic status.

H. pylori Turbidimetric assay is based on antigen-antibody agglutination reactions between the antigen present in the samples and antibodies coating polystyrene latex particles. This agglutination is measured as an increment of the absorbance, which is proportional to the quantity of the antigen in the samples.

***H. pylori* Turbidimetry Kit.**
Specifications

Sensitivity (%)	88 [1]
Specificity (%)	> 98 [1]
Sensitivity limit	0.5 ng/mL
Main interferences	None

[1] *Results obtained against a similar reference product in the market*

References

7115003	*H. pylori* Turbidimetry Kit
7115003-100V	*H. pylori* vial x 100pc

...*H. pylori* infection affects more than half of the adult population worldwide and is strongly related with many peptic ulcer diseases and gastric cancer.

C-Reactive Protein Kit & High Sens CRP kit

The perfect solution for serum CRP quantitation and health assessment of your patients.

During acute inflammatory phase, C-Reactive Protein synthesis is enhanced. Blood concentration of this polypeptide protein, which is primarily produced by hepatocytes, increases to stimulate the innate immune system. Thus, CRP has been considered a well-stablished biomarker for inflammatory reactions or acute infections at high concentrations (>20 µg/mL).

Importantly, medium-low concentrations of CRP, known as **hs-CRP** (high sensitivity-CRP) are used for the diagnosis and/or the risk assessment of cardiovascular events, such as heart attacks and strokes.

Vitassay offers two independent solutions for the detection of inflammation-associated CRP and for the hs-CRP, using the **Vitassay CRP Turbidimetry Assay** and the **High Sens-CRP Turbidimetry Assay**. These kits are intended for the quantitative determination of CRP in human **serum** samples*.

Do you know that you can detect both CRP and hs-CRP combining the reagents from both kits and using the specific calibrators for each range?

*This kit is meant to be used with human serum samples. Do not use with whole blood or plasma.

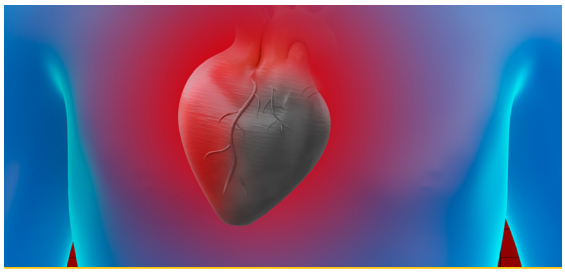

C-Reactive Protein Turbidimetry Kit. Specifications

Sensitivity (%)	93
Specificity (%)	98
Sensitivity limit	10 µg/mL
Detection range	3 µg/ml to 150 µg/ml
Main interferences	None

High Sens C-Reactive Protein Turbidimetry Kit. Specifications

Sensitivity (%)	100
Specificity (%)	91
Sensitivity limit	3 µg/mL
Detection range	1 µg/ml to 20 µg/ml
Main interferences	None

References

7115006	High Sens-CRP
7115007	CRP

Vitassay Chemiluminescence Kits

The most sensitive and specific technique applied on immunoassays.

Vitassay CLIA offers reliable results for pathogen *in vitro* diagnostics, being specialised in stool antigen detection for bacteria and viruses.

The reaction consists of two steps:

- First. Antigen is capture by an antibody-coated solid phase and recognised by a second labelled antibody.
- Second. This antibody-antigen structure is developed, and results are shown.

The labelled antibody is conjugated with an enzyme, like the horseradish peroxidase (HRP), which in presence of a chemiluminescent substrate, generates light. The strip format allows flexibility and high adaptability in your laboratory. On the other hand, our meticulously chosen monoclonal antibodies are meant to result in highly robust diagnosis

Vitassay CLIA is...

... a great solution for antigen detection

... a simple and ready-to-use assay

... compatible with the most common used CLIA: ChemWell Fusion (Awareness Technology) & Thunderbolt®/Bolt™ (Gold Standard Diagnostics)

Test SARS-CoV-2 with **Vitassay CLIA (antigen) assay**

References

7515001	*H. pylori* CLIA Kit
7515002	*Campylobacter* CLIA Kit
7515003	Calprotectin CLIA Q Kit
7515004	Adenovirus CLIA Kit
7515005	SARS-CoV-2 CLIA Kit

Soon:

- *Clostridium difficile* GDH
- *Clostridium difficile* Tox A
- *Clostridium* difficile Tox B

Vitassay Healthcare

Our Purpose

Provide a simple and complete process for the detection of pathogens causing infectious diseases.

Our Target

Being a company of reference and global reach, specializing in products for diagnosis, able to offer a complete service and personal attention.
Expanding panel products, and developing new diagnostic techniques consistently applied.

Our Strenghts

Personalized service with total availability.
Continuous innovation in all our manufacturing processes, care, research and quality.
Production as: each client is unique.
Human resources specialist.

Vitassay Healthcare, S.L.U. corporate catalogue. Modification rights reserved. All rights reserved. ©Vitassay Healthcare, S.L.U.
The products, services and data set out in this document may suffer changes and/or variations on the texts and pictures shown.

Vitassay Digital Roadshow

Webinar: Perks of using Vitassay qPCR kits for in vitro diagnostics.

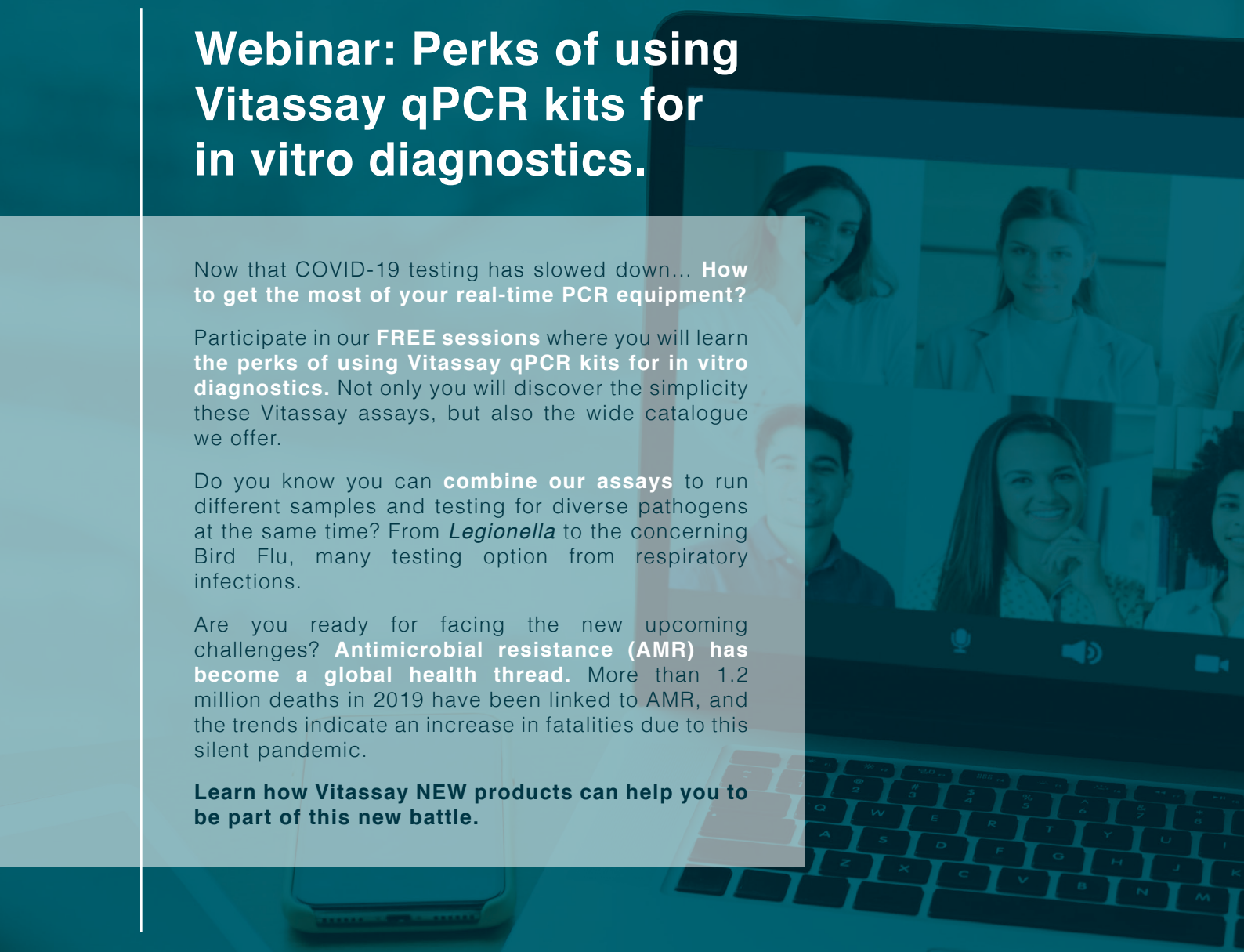

Now that COVID-19 testing has slowed down... **How to get the most of your real-time PCR equipment?**

Participate in our **FREE sessions** where you will learn **the perks of using Vitassay qPCR kits for in vitro diagnostics.** Not only you will discover the simplicity these Vitassay assays, but also the wide catalogue we offer.

Do you know you can **combine our assays** to run different samples and testing for diverse pathogens at the same time? From ***Legionella*** to the concerning Bird Flu, many testing option from respiratory infections.

Are you ready for facing the new upcoming challenges? **Antimicrobial resistance (AMR) has become a global health thread.** More than 1.2 million deaths in 2019 have been linked to AMR, and the trends indicate an increase in fatalities due to this silent pandemic.

Learn how Vitassay NEW products can help you to be part of this new battle.

JOIN OUR WEBINARS!

Join us and DISCOVER how Vitassay can help you with this and more.

More info:
info@vitassay.com

- Rapid Test
- Real Time PCR Kits
- Turbidimetry Kits
- CLIA Kits

"Our aim is to become a reference company, specialised in solutions for rapid diagnosis, capable to offer a complete service and personalized attention.

Vitassay

Vitassay Healthcare, S.L.U
Parque Tecnológico Walqa
Ctra. N-330 Km. 566
22197 Huesca (Spain)
Ph. (+34) 974 001 193
info@vitassay.com
www.vitassay.com

VITASSAY/GEN/May2022
F09-83 Rev00